

# Current Transducer/Sensor






## BJ15 3phase AC Voltage Transducer

### FEATURES

- \***Working principle:** New electromagnetic isolation, **Y connection or Delta connection** AC Voltage Input
- \***Usage:** Used to measure AC Voltage, especially for power frequency 50 Hz sine wave AC Voltage
- \***Advantage:** The best performance/price ratio, power loss and small volume, light weight, easy installation, perforated input, without the insertion loss.
- \***Application:** Widely used for measuring AC Voltage Y connection or Delta connection Site
- \***Dimension (mm):** BJ15: 77(L) ×45(W) ×50(H)

### MODEL

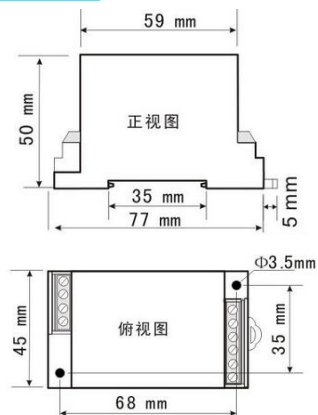
LF-AV12-   BJ15-0.5/ 

**A      B                                  C**

Model selection1:LF- AV12-32 BJ15-0.5/10V

Explanation: this product is a 10V input range, 0-5V output, 12V power supply, BJ15 style AC Voltage Transducer

### DIMENSION DIAGRAM



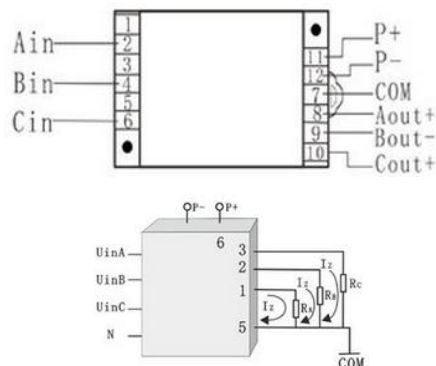
### ELECTRICAL DATA

- \*Input Range:0-600V can choose 100V, 10V etc
- \*Accuracy Grade:  $\leq 0.5\%$ .F.S
- \*Linearity Degree: better than 0.1%
- \*Response Time: Photoelectric isolation < 15 us;  
Modulation type < 150 ms.
- \*Offset Voltage:  $\leq 10$ mV
- \*Frequency Range: 20~5 KHz
- \*Temperature Characteristics: $\leq 100$ PPM/°C (0~50°C)
- \*Power Consumption:  $\leq 5$  mA
- \*Load: Voltage output: 5mA, Current output: 6V
- \*Over Load: 30 times of input
- \*Isolation Withstanding Voltage:  
AC3.0KV/min\*1mA between input /output/ power
- \*Flame Redundancy: UL94-V0
- \*Working Environment:-10°C~70,  
20%~90% without condensation
- \*Storage Environment:-40°C~85,  
-20%~95% without condensation

### MODEL REMARKS

A---Output	B---Power supply
1. 0~10V	1.5V
3. 0~5V	2:12V±10%
4. 0~20mA	4:24V±15%
5. 4~20mA	5.220V
T: Special output	C---Current input range

### CONNECTION DIAGRAM



Xiamen ZT Technology Co., Limited

<http://www.transducersgroup.com>

[sales@transducersgroup.com](mailto:sales@transducersgroup.com)

Jason Zeng

Skype: zntarjason